



# HOW TO DRAW "PENNY" THE POP-TART!


**1** **Draw body -**  
Don't forget to add a squiggle line in the corner to show a bite mark



**2** **Draw Eyes -**  
Two big circles with dots in the center



**3** **Frosting**  
Add a colorful frosting of your choice



**4** **SMILE!**  
Add a smile to Penny's face!  
Color her in and even add some sprinkles!

